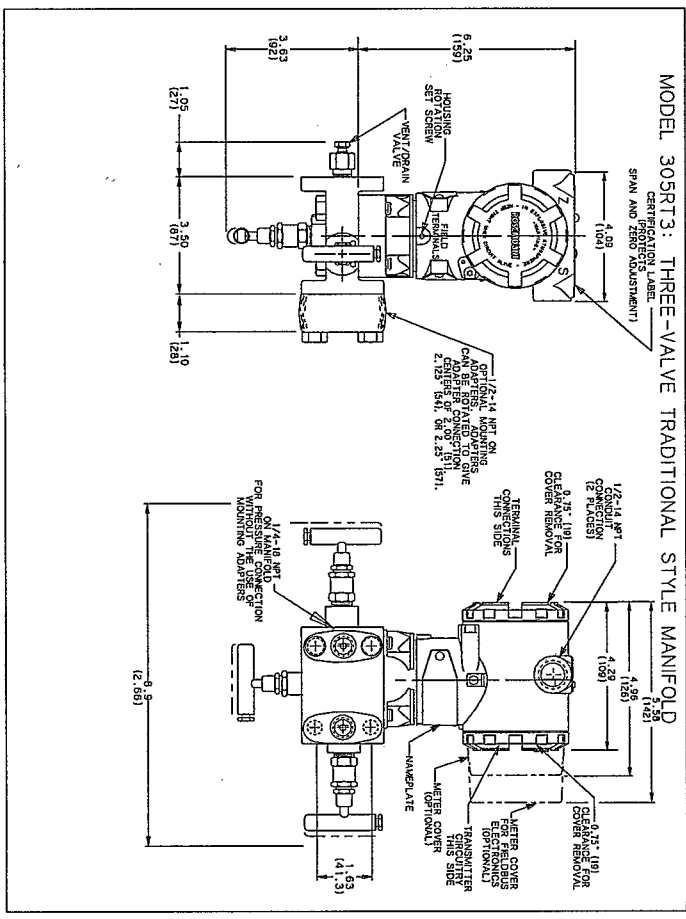
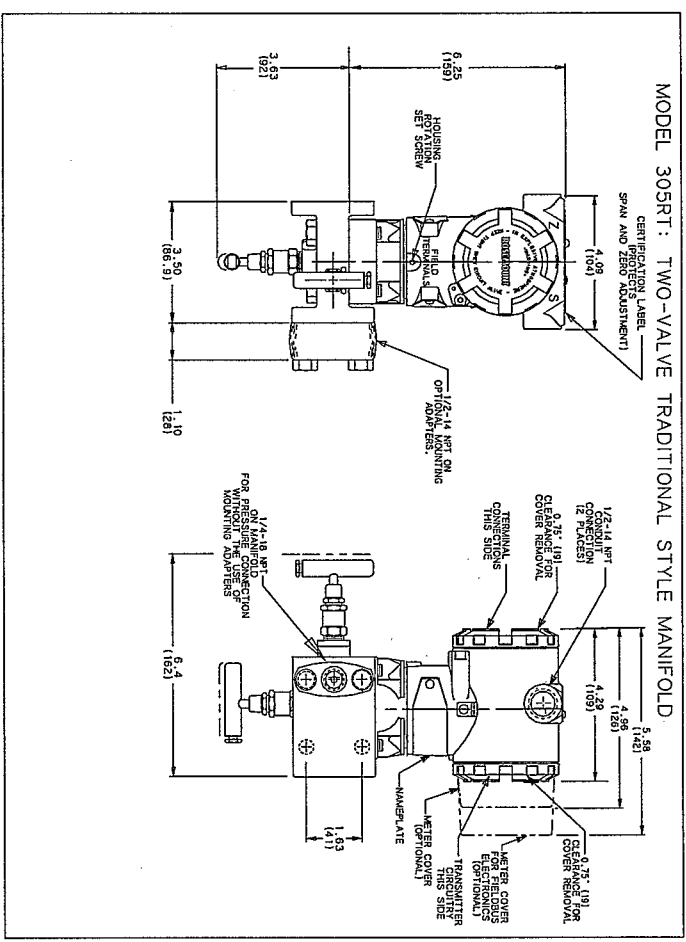


| REVISIONS |                 |            |       |      |
|-----------|-----------------|------------|-------|------|
| REV       | DESCRIPTION     | CHG. NO.   | APP'D | DATE |
| AA        | INITIAL RELEASE | RTC1008829 | -     | -    |



THIS DRAWING WAS CREATED ON CAD. YELLUM MASTER IS NOT TO BE CHANGED. DRAWING IS ARCHIVED ON MAGNETIC TAPE FOR ECO CHANGES.

UNLESS OTHERWISE SPECIFIED DIMENSIONS IN INCHES

|       |                |          |
|-------|----------------|----------|
| DR    | JOHN ARMSTRONG | 04/18/00 |
| APP'D | P. SUNDET      | 04/18/00 |
| APP'D |                |          |
| APP'D |                |          |
| APP'D |                |          |
| APP'D |                |          |

**ROSEMOUNT** INC. CHANHASSEN, MINNESOTA

TITLE: INSTALLATION DRAWING FOR MODEL 305RT INTEGRAL MANIFOLD

SIZE: A SCALE: NONE WT. SHEET: 1 OF 3

- ROSEMOUNT INC. CERTIFIES THIS DRAWING IS IN ACCORDANCE WITH ROSEMOUNT ENGINEERING SPECIFICATIONS AND ACCURATELY REPRESENTS THE EQUIPMENT FURNISHED.
- REFERENCE INSTRUCTION MANUAL FOR DETAIL INSTALLATION INFORMATION ARE IN MILLIMETERS.
- DIMENSIONS ARE IN INCHES. DIMENSIONS SHOWN IN PARENTHESES ARE IN MILLIMETERS.

TABLE 1 MODEL 306RT TRADITIONAL STYLE INTEGRAL MANIFOLDS

|        |  |             |
|--------|--|-------------|
| MODEL  | INTEGRAL MANIFOLD  |             |
| 0305   | INTEGRAL MANIFOLD  |             |
| CODE   | MANUFACTURER   |             |
| R      | ROSEMOUNT INC.   |             |
| CODE   | MANIFOLD STYLE   |             |
| T      | TRADITIONAL  |             |
| CODE   | MANIFOLD TYPE  |             |
| 2      | 2-VALVE  |             |
| 3      | 3-VALVE  |             |
| CODE   | BODY   | BONNET STEM |
| 2      | 316 SST  | 316 SST     |
| CODE   | PROCESS CONNECTION   |             |
| A      | 1/4-18 NPT   |             |
| CODE   | PACKING MATERIAL   |             |
| 1      | TEFLON   |             |
| 2      | GRAPHITE-BASED   |             |
| CODE   | VALVE SEAT   |             |
| 1      | INTEGRAL   |             |
| CODE   | OPTIONS  |             |
| B1     | BRACKET FOR 2-IN. PIPE MOUNTING, CS BOLTS                                    |             |
| B3     | FLAT BRACKET FOR 2-IN. PIPE MOUNTING, CS BOLTS                               |             |
| B7     | B1 BRACKET WITH SERIES 300 SST BOLTS   |             |
| B9     | B3 BRACKET WITH SERIES 300 SST BOLTS   |             |
| BA     | SST B1 BRACKET WITH SERIES 300 SST BOLTS                                     |             |
| BC     | SST B3 BRACKET WITH SERIES 300 SST BOLTS                                     |             |
| L4     | AUSTENITIC 316 SST BOLTS   |             |
| L5     | ASTM-A-193-B7M BOLTS   |             |
| P2     | CLEANING FOR SPECIAL SERVICES (NOT AVAILABLE WITH GRAPHITE BASED PACKING)    |             |
| DF     | 1/2-14 NPT FLANGE ADAPTERS, SST (NOT AVAILABLE WITH GRAPHITE-BASED PACKING)  |             |
| Sg(11) | MATERIALS OF CONSTRUCTION TO MEET NACE MATERIAL RECOMMENDATIONS PER MR 01-75 |             |

(1) 316SST BODY, BONNETS, AND STEMS; MONEL DRAIN/VENTS

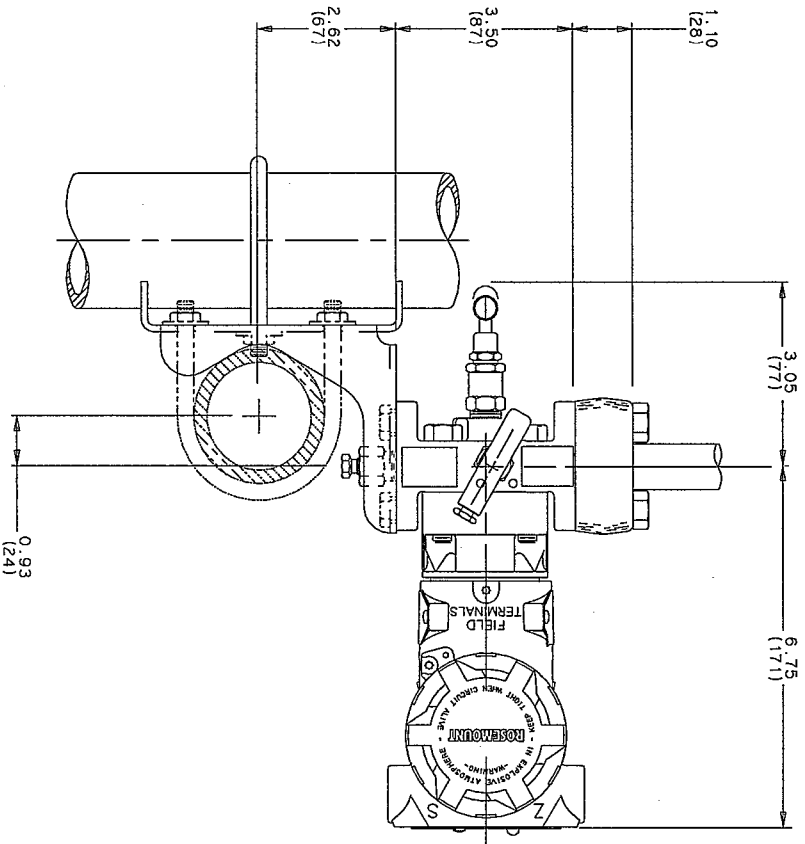
**ROSEMOUNT**<sup>®</sup> INC.  
MINNEAPOLIS, MINN.

DR  
ISSUE

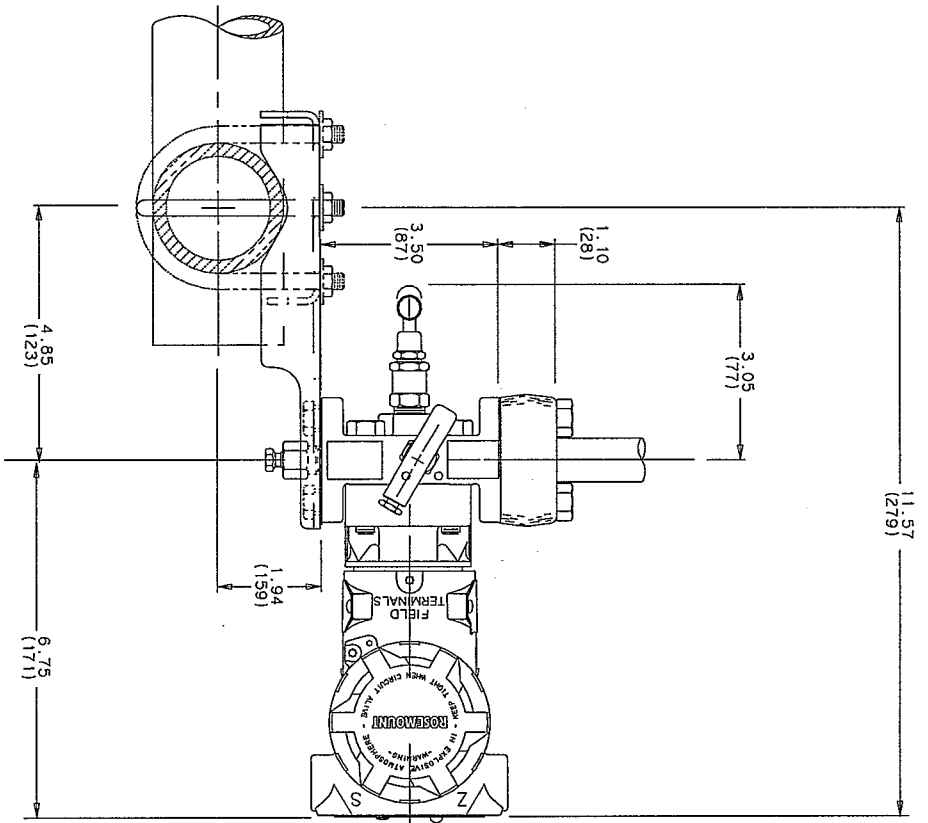
THIS DRAWING WAS CREATED ON CAD  
VELLUM MASTER IS NOT TO BE CHANGED  
DRAWING IS ARCHIVED ON MAGNETIC TAPE  
FOR ECO CHANGES.

FILE NAME:  
SIZE: FSCM NO. 04274  
DRAWING NO. 00305-3012  
SCALE: WT. SHEET 2 OF 3

OPTION CODES B1, B7, BA  
BRACKET FOR 2-IN. PIPE MOUNTING



OPTION CODES B3, B9, BC  
FLAT BRACKET FOR 2-IN. PIPE MOUNTING



**ROSEMOUNT**® INC.  
MINNEAPOLIS, MINN.

THIS DRAWING WAS CREATED ON CAD.  
VELLUM MASTER IS NOT TO BE CHANGED.  
DRAWING IS ARCHIVED ON MAGNETIC TAPE  
FOR ECO CHANGES.

|        |      |           |             |       |    |
|--------|------|-----------|-------------|-------|----|
| DR     | SIZE | FSCM. NO. | DRAWING NO. | SHEET | OF |
| ISSUE  | A    | 04274     | 00305-3012  | 3     | 3  |
| SCALE: |      | WT.       |             |       |    |